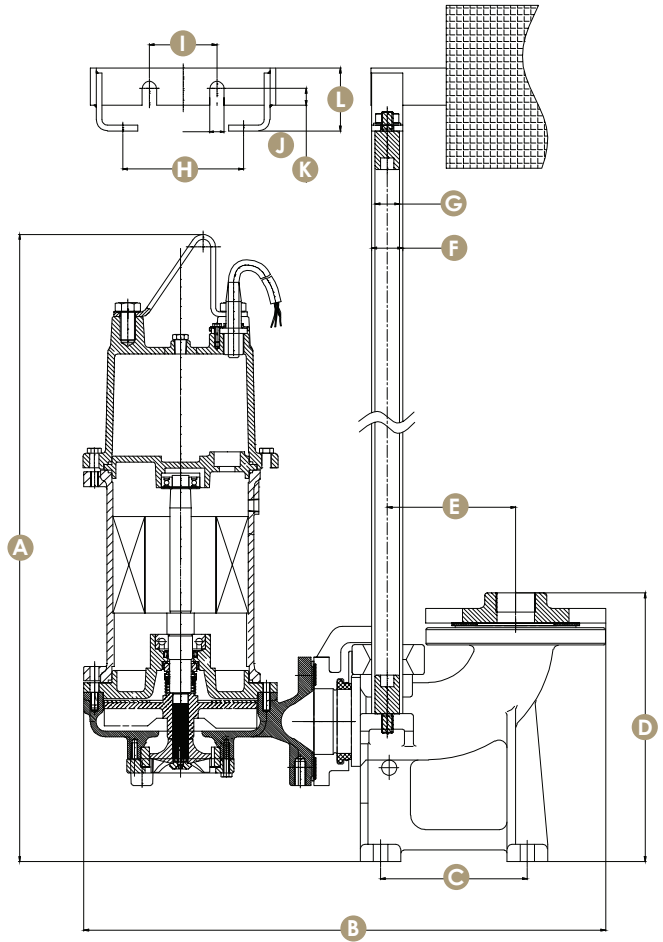


GC

All Cast Iron Grinder Pump

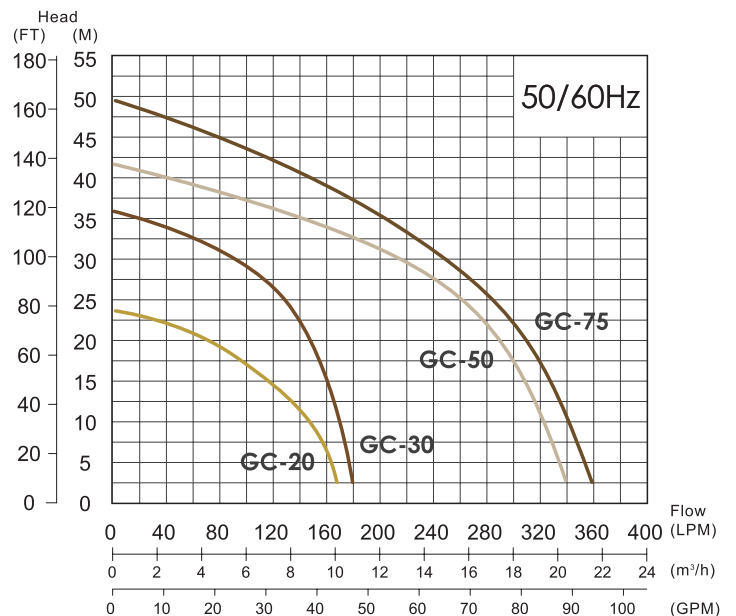
Liquid temperature: 0°C to 40°C / +32°F to +104 °F
 HP range: 2 HP to 7.5 HP / 1.5 kW to 5.5 kW
 pH: 6 to 8
 Rated Speed: 2900/3450rpm
 Protection class: IP68
 Maximum depth: 8M


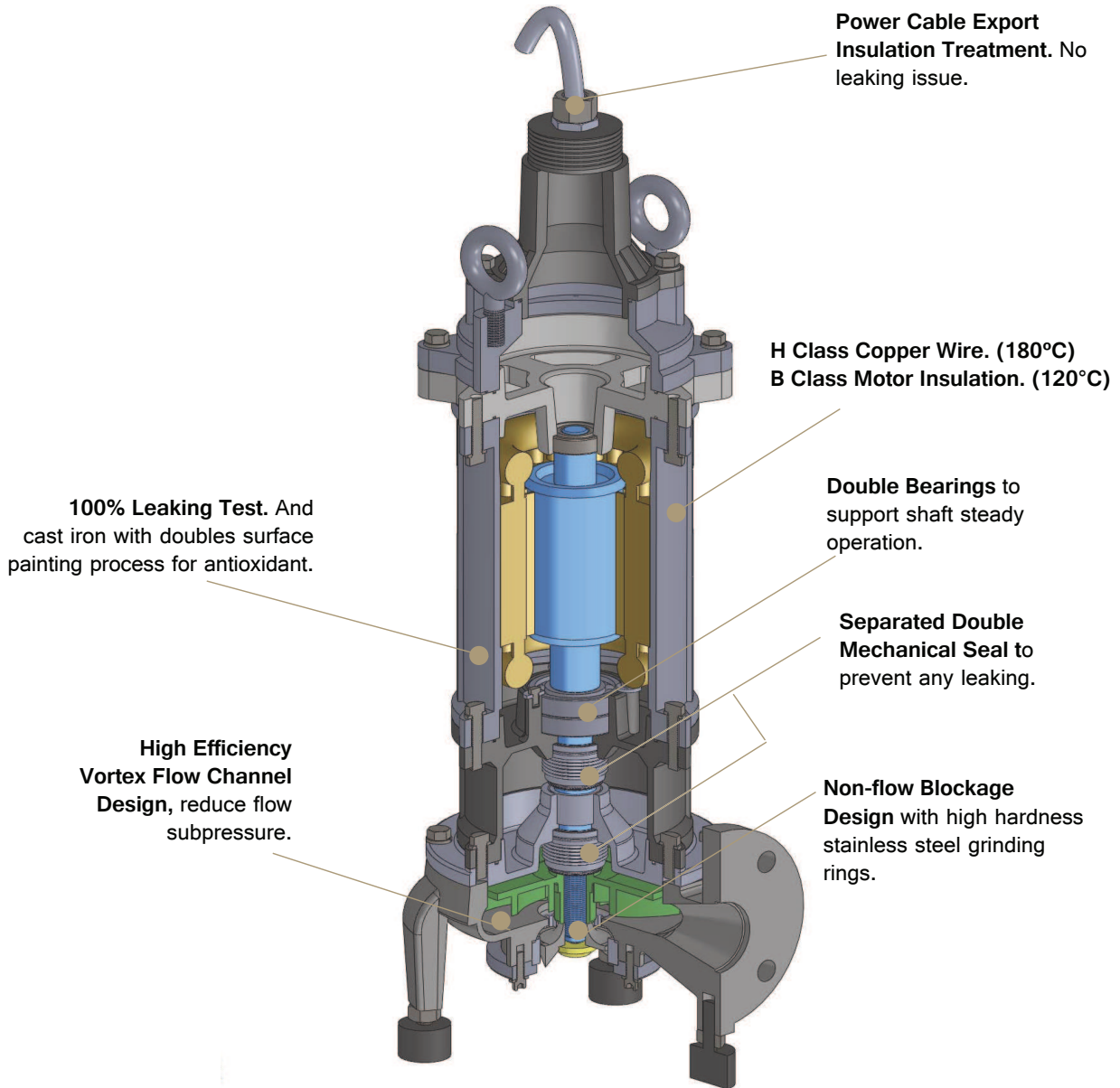


Dimension

Unit:mm

Model	A	B	C	D	E	F	G	H	I	J	K	L
GC-20	664	540	152	275	133	32	25.4	125	70	15	17.5	65
GC-30	709	540	152	275	133	32	25.4	125	70	15	17.5	65
GC-50	970	600	152	275	133	32	25.4	125	70	15	17.5	65
GC-75	970	600	152	275	133	32	25.4	125	70	15	17.5	65





Specifications

Model No.	Output		Outlet		Max Flow(LPM)	LPM Flow @ Head					Max Head(M)	Dimension L x W x H(mm)	Weight Kg
	HP	kW	mm	inch		5M	10M	15M	30M	40M			
GC-20	2	1.5	32	1-1/4"	150	140	120	75	-	-	24	240 x 202 x 630	36
GC-30	3	2.2	50	2"	180	175	170	150	70	-	36	236 x 202 x 630	42
GC-50	5	3.7	65	2-1/2"	330	320	300	280	200	30	42	274 x 238 x 908	82
GC-75	7.5	5.5	65	2-1/2"	350	340	330	310	230	130	50	274 x 238 x 908	86